


Name: _____



First Grade Homework Room 6 & 18

Week of: February 24, 2014

Return on: February 28, 2014

* The spelling test is on Friday, Feb. 28

Instructions:

1. Read daily for at least 15 minutes and complete the attached reading log. Work on the other attached worksheets. Complete at least one math, one Language Arts, and one Chinese page each day.
2. Please have an adult check your work, and have them help you correct any errors.
3. Turn in completed packet on **Friday**.

My child has completed all of the assigned homework and we have reviewed it together.

Parent Signature: _____

*Room 6 :

English spelling test: Every Friday or the last day of the week

Chinese word test: Not this week.


Chinese Reading test: 2/26

First Grade Spelling Words
Theme 4 Week 5



1. bumpy
2. puppy
3. funny
4. penny
5. sandy
6. bunny
7. my
8. night
9. or
10. because

Challenge words:
sleepy chilly




Please read with your child for 15 minutes each day

Reading Log

Once upon
a time



Sample	Monday	Tuesday	Wednesday	Thursday
 My Friend Rabbit				
Book Title	Book Title	Book Title	Book Title	Book Title
Minutes	Minutes	Minutes	Minutes	Minutes
Parent Signature	Parent Signature	Parent Signature	Parent Signature	Parent Signature



Spelling Homework

Write your spelling words three times each.

1. _____
2. _____
3. _____
4. _____
5. _____
6. _____
7. _____
8. _____
9. _____
10. _____

Write your spelling words in ABC order:

_____, _____, _____

_____, _____, _____

_____, _____, _____

Name _____

As I read, I will pay attention to patterns in the story.

07 Do hummingbirds hum? No. They beat their
15 wings very, very fast. This makes a humming
24 sound. If a hummingbird is near you, you can
26 hear it.
34 Hummingbirds are tiny. They are about the size
37 of large bumblebees.
44 Hummingbirds build small nests. The inside of
48 the nest is soft.
56 The mother hummingbird lays a pair of eggs.
64 The mother hummingbird feeds bugs to her babies.
72 The father hummingbird does not share the work.
80 The father hummingbird does not take care of
the babies. 82

Please practice reading this fluency passage daily. The goal is to be able to read it smoothly without errors. If it is difficult, master a sentence a day. If it has become easy, just read it once through and then read a book of your choice. This can help count toward the 15 minutes of reading each day.

My child has read this passage each day.

Parent signature _____



Name _____

Some words have more than one meaning.

outside 1. the part of something that is out: My little brother colors **outside** of the lines. 2. outdoors, or not inside: It is cold **outside** on the deck.

notice 1. to pay attention to something: Mom, did you **notice** the barn owl? 2. a printed message to make something known: There was a **notice** that said "No running."

Choose the meaning of the underlined word that is used in the sentence. Write the number of the meaning on the line.

1. Maria and Pedro go outside _____
and wave to Papa.

2. Did anyone notice the blue bird? _____

3. Did that man see the notice _____
about no surfing?

4. The outside of the box is white. _____

Name _____

Add captions to go with each picture. You can use words from the box to help you.


circus

elephant

clown

horse


1.



2.



3.



4.



Name _____

Phonics:
Long e: -e, ee, ea

A. Write yes or no next to each sentence.

1. Seals can walk.

2. Houses have teeth.

3. Eels can read.

4. Birds have beaks.

5. People have feet.

6. Dogs can speak English.

B. Use words from the box to write sentences that have a yes or no answer.

deep

bee

tree

seat

eat

we

7.

8.

Name _____

Use words from the box to complete the story.

write says about Give pretty were read

My Gram

Gram is funny. She _____, "_____
me some sugar," when she wants a kiss. She is

_____.

She puts me on her lap. We _____ books.

We like books _____ dinosaurs. We

_____ stories.

We pretend we _____ living a long time ago.

I love playing with Gram.

Name _____

Look at each set of words.

One word in each set is spelled correctly.

Use a pencil to fill in the circle in front of that word.

Sample A is done for you.

Sample A:

☐ A. no

☐ B. ne

☐ C. ni

1. ☐ A. pupy

☐ B. puppy

☐ C. puppey

2. ☐ A. bumpy

☐ B. bupmy

☐ C. bumpey

3. ☐ A. penee

☐ B. penney

☐ C. penny

4. ☐ A. funney

☐ B. funny

☐ C. funy

5. ☐ A. bunny

☐ B. bunney

☐ C. buny

6. ☐ A. sandi

☐ B. sandy

☐ C. sandey

7. ☐ A. chilley

☐ B. chilly

☐ C. chily

8. ☐ A. sleapy

☐ B. sleepy



☐ C. sleepey

Name _____

Reteaching

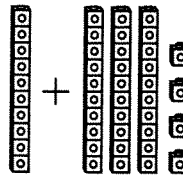

13-1

I More, I Less; 10 More, 10 Less



34 take away 10 is 24.

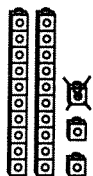
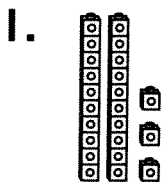
10 less than 34 is 24.



34 and 10 more is 44.

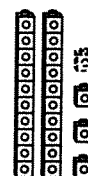
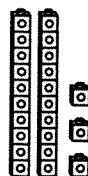
10 more than 34 is 44.

Use cubes. Write the numbers.



23 take away 1 is 22.

1 less than 23 is _____.




23 and 1 more is 24.

1 more than 23 is _____.



1 less than 45 is _____.

1 more than 45 is _____.



10 less than 68 is _____.

10 more than 68 is _____.

Name _____

Practice

13-1

1 More, 1 Less; 10 More, 10 Less

Write the numbers.

1. **72**

1 more than 72 is 73.

1 less than _____ is _____.

10 more than _____ is _____.

10 less than _____ is _____.

2. **26**

1 more than _____ is _____.

1 less than _____ is _____.

10 more than _____ is _____.

10 less than _____ is _____.

3. **70**

1 more than _____ is _____.

1 less than _____ is _____.

10 more than _____ is _____.

10 less than _____ is _____.

4. **14**

1 more than _____ is _____.

1 less than _____ is _____.

10 more than _____ is _____.

10 less than _____ is _____.

Reasoning

5. Tom is thinking of a number. His number is 10 more than 45. Which number is he thinking of?

- ☐ 35 ☐ 46
☐ 44 ☐ 55

6. Shay is thinking of a number. Her number is 1 less than 87. Which number is she thinking of?

- ☐ 97 ☐ 86
☐ 88 ☐ 77


Name _____

Reteaching

13-2


Comparing Numbers: $>$, $<$, $=$

Write $>$, $<$, or $=$.




$$23 < 33$$

$<$ means
less than.



$$33 > 23$$

$>$ means
greater than.



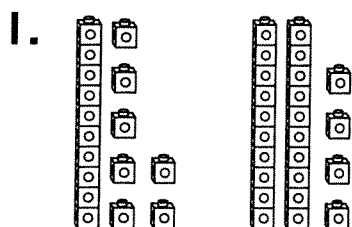
$$23 = 23$$

$=$ means
equal to.

23 is **less than** 33. 33 is **greater than** 23. 23 is **equal to** 23.

Circle **less than**, **greater than**, or **equal to**.

Write $<$, $>$, or $=$.



(less than)


greater than

equal to

17



24



less than

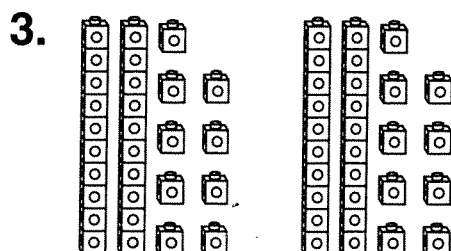
greater than

equal to

45



32



less than

greater than

equal to

29



29

Name _____

Practice

13-2

Comparing Numbers: $>$, $<$, $=$

Write $>$, $<$, or $=$.

1. 43  52

3. 48  58

5. 31  31

7. 65  37

9. 45  50

11. 35  53

2. 17  16

4. 29  86

6. 92  57

8. 27  27

10. 59  41

12. 21  12

Number Sense

13. Which sentence is true?

☐ $38 < 30$



☐ $38 = 30$



☐ $38 > 30$

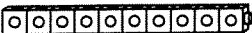

☐ $30 > 38$

Reasoning

14. Which is equal to 13?

☐  

☐  

☐  

☐ 

Name _____

Reteaching

13-3

Ordering Numbers with a Hundred Chart

Use the hundred chart.
Count on from 24.

Start at 24.
Count on by 1s.

24, 25, 26, 27

Count back from 54.

Start at 54.
Count back by 1s.

54, 53, 52, 51

1	2	3	4	5	6	7	8	9	10
11	12	13	14	15	16	17	18	19	20
21	22	23	(24)	25	26	27	28	29	30
31	32	33	34	35	36	37	38	39	40
41	42	43	44	45	46	47	48	49	50
51	52	53	(54)	55	56	57	58	59	60
61	62	63	64	65	66	67	68	69	70
71	72	73	74	75	76	77	78	79	80
81	82	83	84	85	86	87	88	89	90
91	92	93	94	95	96	97	98	99	100

Write the missing numbers. Look for patterns.

I.

41	42				46	47			
51	52		54	55			58	59	
		63			66	67			70
			74	75			78		

Use the hundred chart to count back by 1s.

2. 29, 28, 27, 26, _____, _____, 23

3. 31, 30, _____, _____, 27, _____, _____

Name _____

Practice

13-3

Ordering Numbers with a Hundred Chart

Write the missing numbers.

1.

45	46	47	48
55			
		67	
	76		

2.

61			
		73	74
	82		
91			94

3.

12		14	
	23		
	33		
		44	

4.

	37		
		48	
56			
		68	

Journal

5. Look at the hundred chart.
One number is wrong.
Cross out that number and write
the right number instead.
Then explain how you know.

17	18	19
26	28	29
37	38	39

87: _____

want 想 xiǎng 想想想 一 十 才 木 机 机 机 机 机 机 机		eat 吃 chī 口 口 口 口 口 吃	

名字:

drink

日
口

hē

喝喝喝喝

1 7 0 0' 0'7 0'7 0'8 0'8

个我

2

餓

/ / 个 个 个 个 个 个 个 个

[illegible]

名字: _____

want

想
心

xiǎng

想想想

一 十 才 木 杌 杌 杌 杌 杌 杌 杌 杌

eat

吃

chī

1 17 口 口' 口' 吃

名字: _____

drink

喝

hē

喝 喝 喝 喝

1 7 0 0' 0⁷ 0⁷ 0⁹ 0⁹

个我

2

钱

[illegible]
